

# KAIMAN FIT FOR T-LINK®

## PROFESSIONAL AUTO-DARKENING WELDING HELMET

The auto-darkening helmet KAIMAN is the new entry of the range Sacit®, selected for its excellent value for money, ideal for all applications.

Provided with 4 sensors, inner controls and True Color system, which ensures a clean and clear vision, it allows the operator to distinguish easily the objects in the work area with lower eye strain.

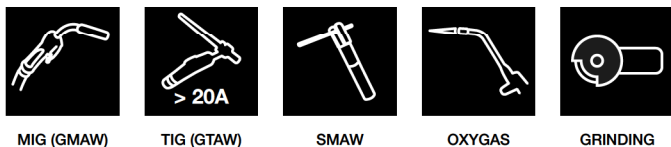


CE EN 175  
EN 379



light and comfortable

### APPLICATIONS



MIG (GMAW)

TIG (GTAW)

SMAW

OXYGEN

GRINDING

|               |              |                       |                       |            |             |             |                  |                |       |
|---------------|--------------|-----------------------|-----------------------|------------|-------------|-------------|------------------|----------------|-------|
|               |              |                       |                       |            |             |             |                  |                |       |
| OPTICAL CLASS | VIEWING AREA | FILTER DIMENSIONS     | SENSORS               | CONTROLS   | LIGHT STATE | SHADE RANGE | UV/IR PROTECTION | SWITCHING TIME | DELAY |
|               |              |                       |                       |            |             |             |                  |                |       |
| SENSITIVITY   | POWER SUPPLY | REPLACEABLE BATTERIES | LOW BATTERY INDICATOR | NET WEIGHT |             |             |                  |                |       |

# KAIMAN FIT FOR T-LINK®

## Technical features and functions



- Optical class 1/1/1/2
- Viewing area dimensions: 100x53 mm
- Filter dimensions: 110x90x9 mm
- 4 arc sensors
- Internal shade control DIN 4 / 9-13
- Switching time < 0,3 ms
- Internal delay control: 0,1 - 1.0 s
- Internal sensitivity control
- Powered by battery + solar cells
- Weight: 470 g

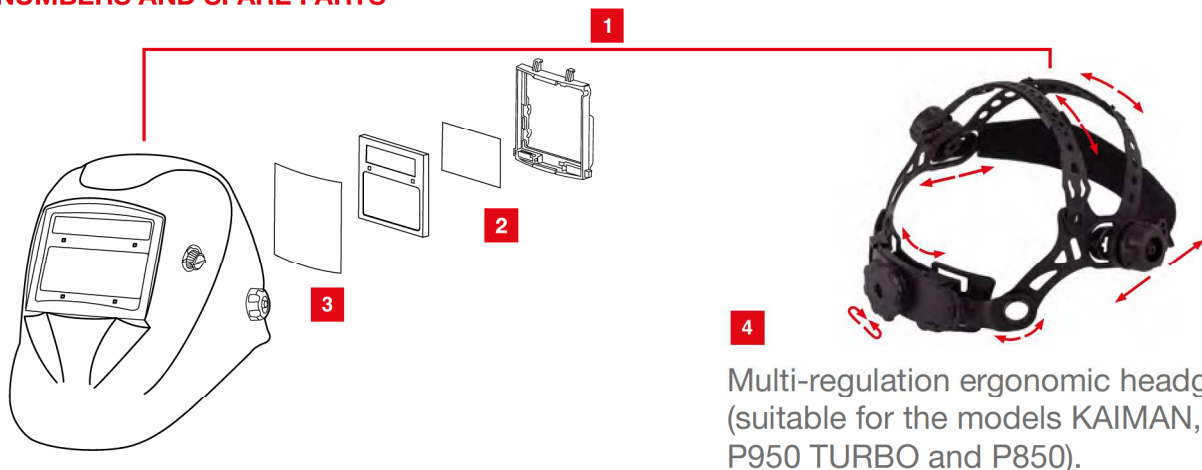


**T-LINK®**  
BY TRAFIMET

The Kaiman helmet is equipped for the T-Link® protection system, for a total eye protection.

For more information, please contact our Sales Department.

### PART NUMBERS AND SPARE PARTS



Multi-regulation ergonomic headgear (suitable for the models KAIMAN, P950 TURBO and P850).

|   | CODE      | DESCRIPTION  |                  |    |
|---|-----------|--|------------------|----|
| 1 | MSC000308 | KAIMAN auto-darkening welding helmet               | 110 x 90 mm      | 1  |
| 2 | MSC000328 | KAIMAN auto-darkening welding helmet (BULK 25 pcs) | 110 x 90 mm      | 25 |
| 3 | LVE000240 | Internal protection plate (5 pcs)                  | 107 x 58 x 1 mm  | 1  |
| 4 | LVE000231 | External protection plate (5 pcs)                  | 115 x 104 x 1 mm | 1  |
| 5 | VCE000019 | Headgear   |                  | 1  |

# TRUE COLOR SYSTEM

For a vision ever closer to reality

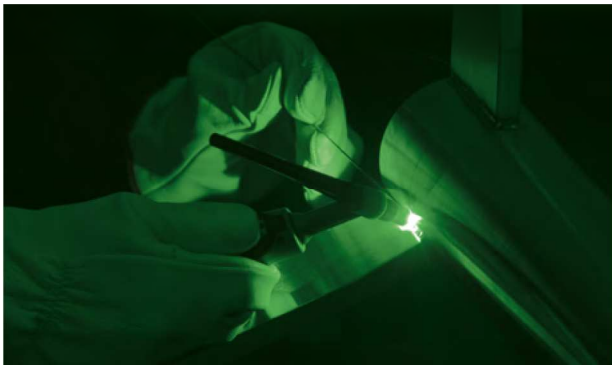
## Better comfort and lower eye strain

The range of Sacit® helmets is provided with the TRUE COLOR system, a technology of the filter coating, that allows a realistic color perception and much more viewing clarity.

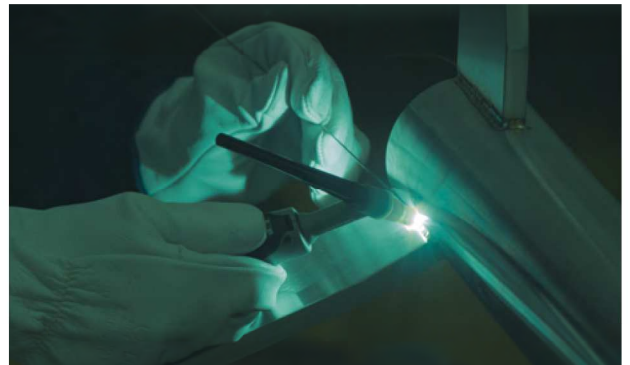


Thanks to the better contrast, the operator will be able to see the weld pool better, improving work accuracy.

The True Color system enables the operator to distinguish more easily the objects in the working area, with more comfort and less eye strain also during all the operating phases before and after welding.



**Standard Filter**



**True Colour filter**



# THE OPTICAL CLASS

The visual quality of the filter



The optical class is a system of evaluation and classification of the auto-darkening filters' performance in terms of viewing quality.

The ratings are incorporated in the European norm EN379.

This classification includes 4 parameters, which are scored on a scale of 1 to 3.

A score of 1 indicates the best performance, 2 intermediate, 3 is the worst rating.

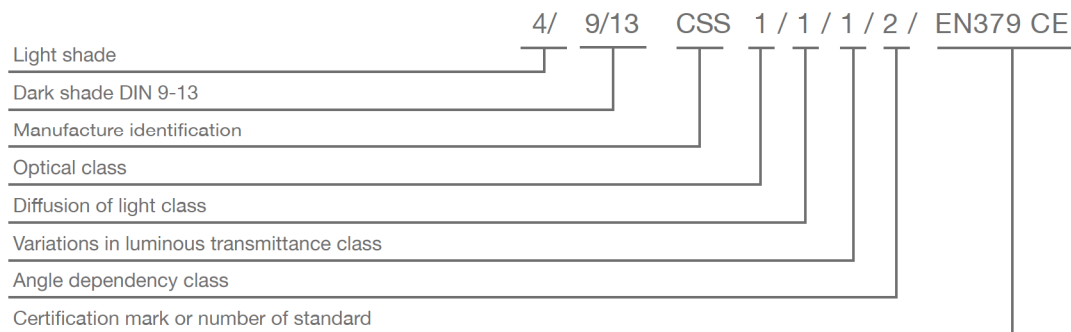
Auto-darkening welding helmets rated with EN379 1/1/1/1 offer the best optical clarity.

The optical class is included in the filter marking.

## FILTER MARKING

The filter is characterized by a degree of obscuration and an optical class.

The following is an example (EN379) :



### OPTICAL QUALITY

It indicates the level of definition of an image. The higher is the number, the bigger is the deformation/distorsion of the image through the lens.



### LIGHT DIFFUSION

It indicates the visual clearness level. The higher is the number, the more the image will be out of focus.



### VARIATION OF THE LIGHT TRANSMITTANCE FACTOR

It indicates the degree of darkening homogeneity on the whole surface of the lens. The higher is the number, the bigger is the presence of areas darker or lighter than others.



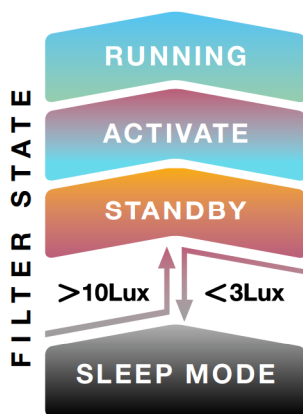
### ANGULAR VARIATION OF THE LIGHT TRANSMITTANCE FACTOR

It indicates the angular visual clearness degree. The higher is the number, the bigger is the elongation effect or the presence of other visual defects.

## POWER SUPPLY SYSTEM

All the Sacit® auto-darkening helmets are powered by batteries + solar cells in support, and ensure a proper functioning also in not homogeneous or dark environments. Furthermore, the use of batteries ensures a higher darkening speed, compared to that of helmets powered only by solar cells.

## STANDBY AND SLEEP-MODE AUTOMATIC ACTIVATION



**PANTERA and TIGER TOP filters feature the STANDBY mode automatic activation system.**

When the ambient light intensity is less than 3Lux, the filter switches off automatically and the consumed current is less than 1uA afterwards (SLEEP MODE).

When the ambient light exceeds 10 Lux, the filter switches on automatically entering the STANDBY mode.

**The STANDBY system is automatic and helps saving power consumption and environmental protection.**

## Delay setting

The function “Delay” permits to set the intermediate time between dark and light to protect the welder’s eyes from the flashes after welding.

The setting MAX (1 sec) is particularly suggested for applications with high currents and for TIG (GTAW) welding in order to prevent the filter opening in case the light beam is temporarily obstructed by the hand, by the torch, etc.

The setting MIN (0,1 sec) is suggested for tack-welding applications.

## Sensitivity setting

The function “Sensitivity” permits to regulate the filter sensitivity to the welding process and to the ambient light.

The setting “HI” (High) is suggested in all welding operations and in particular in those with low amperage or in environments in which light is not sufficient for welding.

The setting “LO” (Low) is suggested only in the presence of specific surrounding light conditions, in order to avoid an unwanted start up (for example caused by direct sunlight, by intense artificial light or by a welding torch nearby).